



Norwegian Centre for
E-health Research



Leveraging Machine Learning and Natural Language Processing for Monitoring E-health Publications

Andrius Budrionis, Rune Pedersen, Torbjørn Torsvik, Karianne Lind, Omid Saadatfard

Norwegian Centre for E-health Research

University Hospital of North Norway

Presenter: Andrius Budrionis, Andrius.Budrionis@ehealthresearch.no



About the presenter

Andrius Budrionis, PhD

Senior Researcher, Health data and analytics

Norwegian Centre for E-health Research, University Hospital of North Norway

Background in computer science and software engineering

8+ years experience in e-health

Major focus – clinical data reuse and advanced data analytics. How to deploy and scale machine learning models?



Patient pathways



Citizen services



Health data



Services for health professionals



E-health in Norway



HelseDirektoratet



Direktoratet for e-helse



Norwegian Centre for
E-health Research



Nasjonal
e-helsestrategi og
mål 2017-2022

Versjon 1.0



Nasjonal
handlingsplan for
e-helse 2017-2022

Versjon 1.0



DET KONGELIGE
HELSE- OG OMSORGSDEPARTEMENT

Meld. St. 9
(2012-2013)

Melding til Stortinget

Èn innbygger – én journal

Digitale tjenester i helse- og omsorgssektoren



Veikart for realiseringen av
målbildet for Èn innbygger –
én journal

12. januar 2018



Helsedataprogrammet

Konseptvalgutredning for
Helseanalyseplattformen



April 2018



IE-1027



Project plan

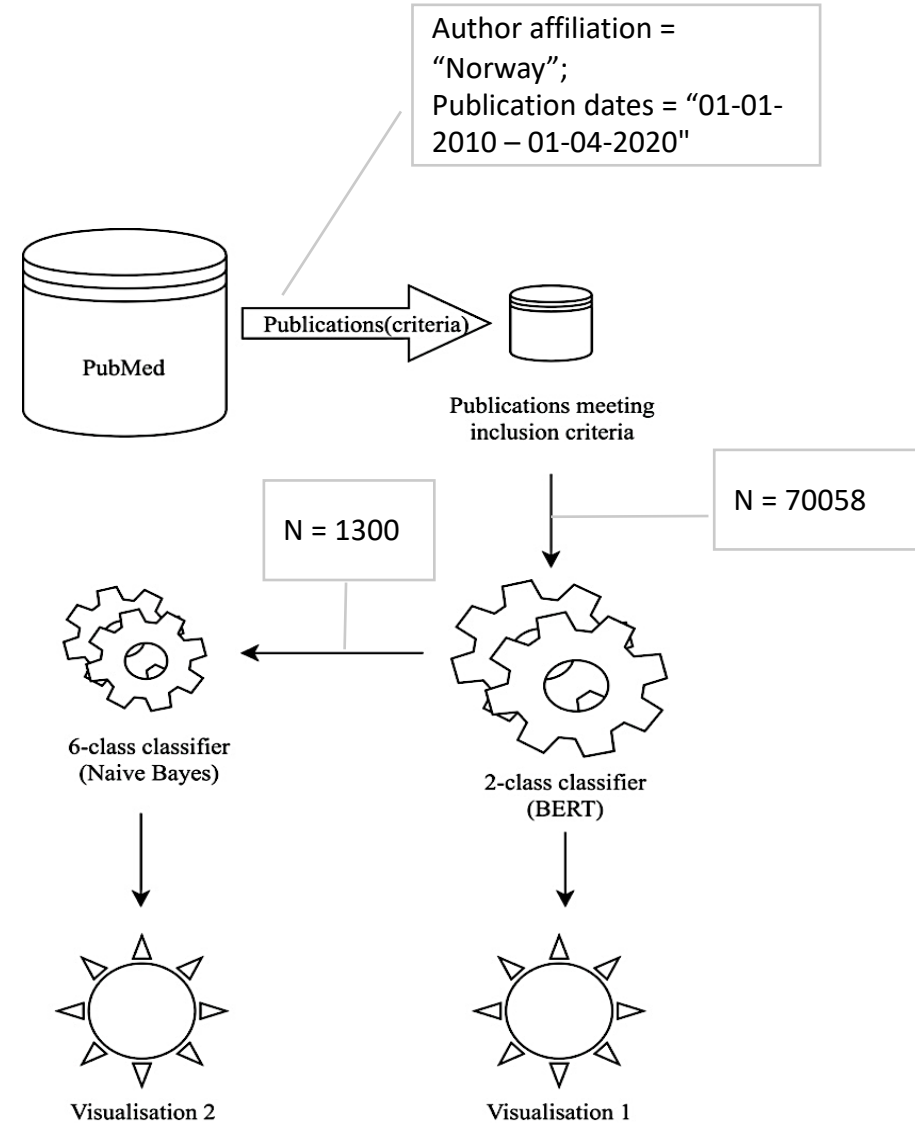


1. Digitization of work processes
2. Better continuity of care
3. Better use of health data
4. New ways to provide healthcare
5. Common foundation for digital services
6. National e-health management and increased implementation



Method

Dataset	# e-health	# not-e-health
E-health publication dataset	816	1075
PubMed dataset	25	899





Results. Classification

BERT, 2-class classifier

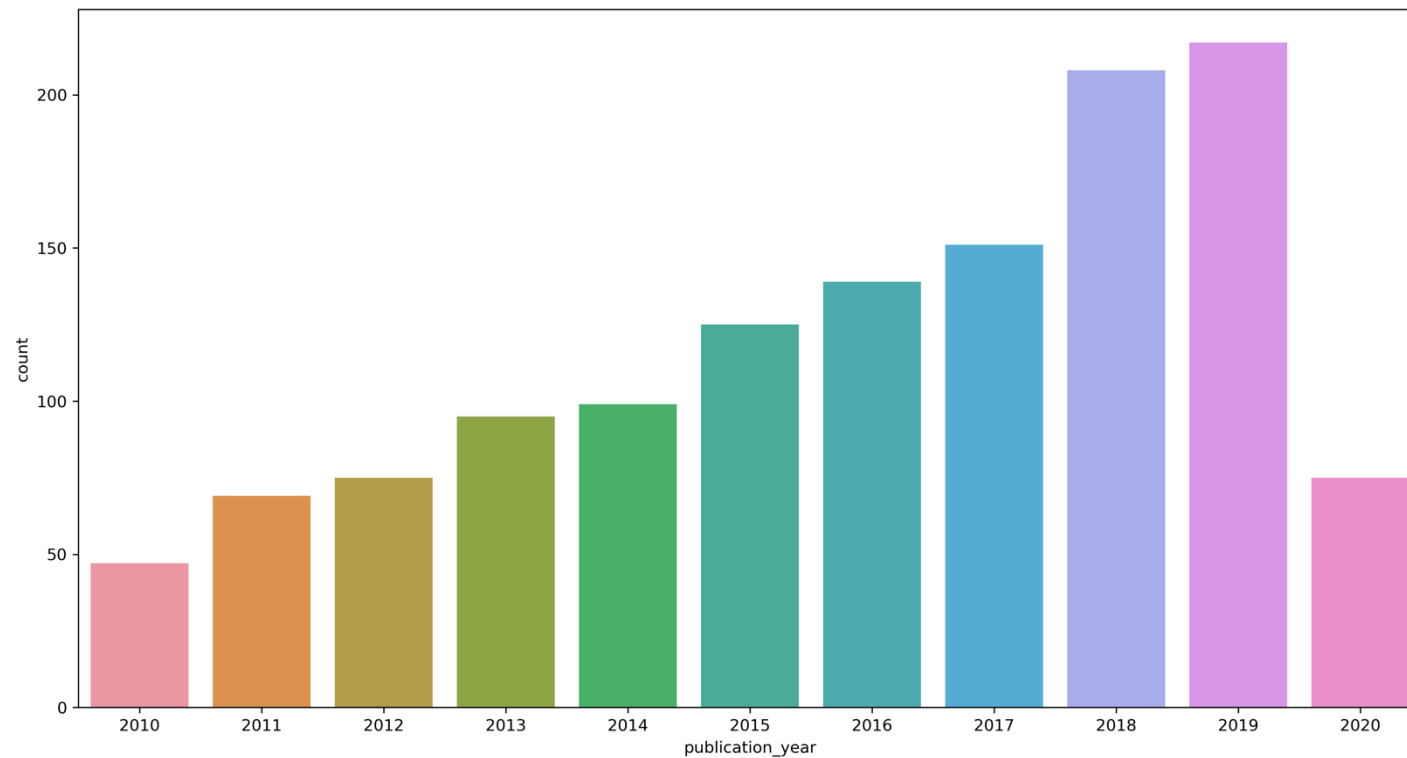
Dataset	Class	Precision	Recall	f-1 score	AUC
E-health publication dataset	Not e-health	0.92	0.88	0.9	0.888
	E-health	0.85	0.90	0.87	
PubMed dataset	Not e-health	0.99	0.99	0.99	0.858
	E-health	0.82	0.72	0.77	

Naive Bayes, 6-class classifier

	Precision	Recall	f1-score
1. Digitization of work processes	0.70	0.58	0.63
2. Better continuity of care	0.61	0.62	0.62
3. Better use of health data	0.62	0.71	0.67
4. New ways to provide healthcare	0.74	0.77	0.75
5. Common foundation for digital services	0.53	0.62	0.57
6. National e-health management and increased implementation	0.66	0.64	0.65



Results. Distribution of e-health publication during last 10 years

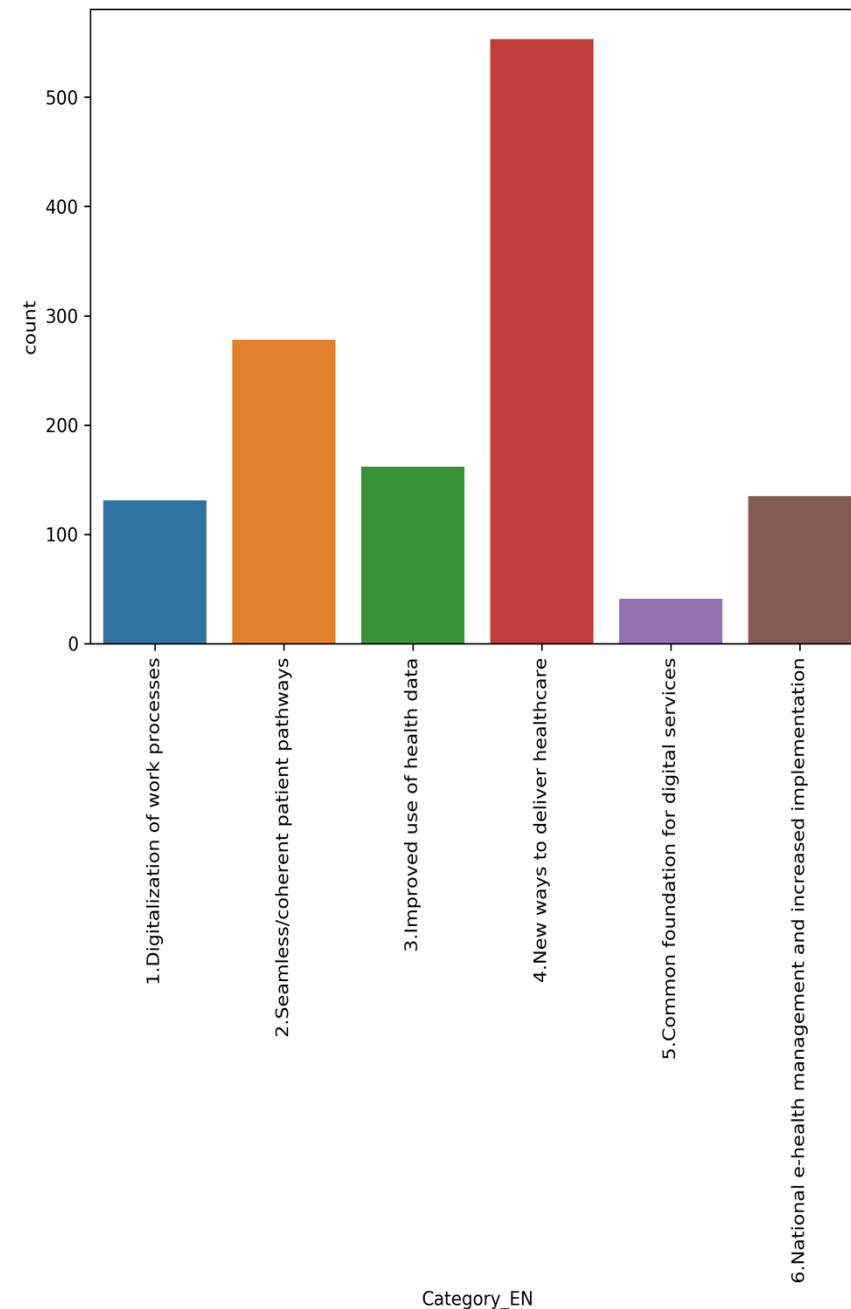




Results. Classification

Top-5 keywords representing each class (sorted by importance):

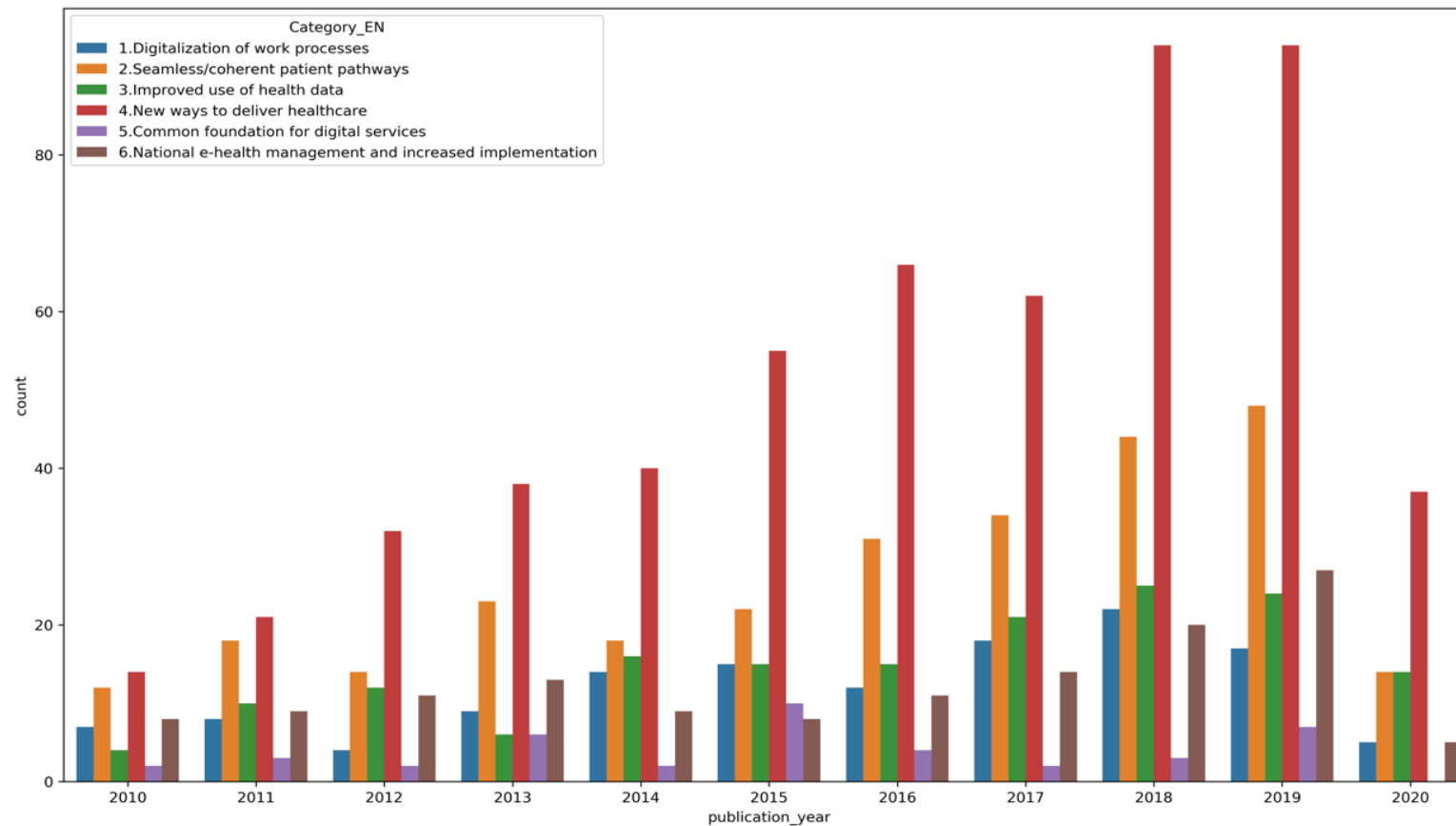
1. **Digitization of work processes:** nurse, patient, use, care, hospital
2. **Better continuity of care:** patient, care, inform, health, communication
3. **Better use of health data:** data, patient, health, record, predict
4. **New ways to provide healthcare:** diabetes, patient, health, use, social
5. **Common foundation for digital services:** secure, health, standard, information, develop
6. **National e-health management and increased implementation:** telemedicine, health, information, implement, studies



Category_EN



Results. Classified e-health publication stratified yearly





Discussion

- Limitations of data collection
- Classifier performance
- Alternative classification strategies



Way forward

- Integration of other data sources (WoS, Scopus, etc...)
- Use of full-text?
- More granular interactive visualizations





Andrius Budrionis
Norwegian Centre for E-health Research
Andrius.Budrionis@ehealthresearch.no